

FINANCIAL RESULTS
for the first half of
2022

27/07/2022



KEY FIGURES

Summary

IN € MILLIONS	H1 2022	H1 2021	Growth	% Growth
Operating revenue	380.4	290.1	90.3	31 %
Gross profit	227.2	154.3	72.9	47 %
EBITDA	115.8	74.0	41.7	56 %
EBIT	104.5	63.4	41.1	65 %
Net profit	80.6	51.0	29.6	58 %
Capital Expenditure	9.9	11.4	(1.5)	-13 %
FCF	159.5	76.0	83.5	110 %
Gross profit as % of revenue	59.7%	53.2%		6.5 p.p
EBITDA as % of revenue	30.4%	25.5%		4.9 p.p
EBIT as % of revenue	27.5%	21.8%		5.6 p.p
Net profit as % of revenue	21.2%	17.6%		3.6 p.p
Capex as % of revenue	2.6%	3.9%		-1.3 p.p
FCF as % of revenue	41.9%	26.2%		15.7 p.p
	As of June 30, 2022	As of Dec. 31, 2021	Growth	% Growth
Net debt (€m)	(87.3)	(27.4)	(60.0)	219 %

Note: certain numerical figures included in this document have been rounded. Therefore, discrepancies in tables between totals and the sums of the amounts listed may occur due to such rounding.

The consolidated financial statements of Grupo ROVI for the first half of 2022 and the comparative information for 2021 (balance sheet) and for the first half of 2021 (consolidated income statement and cash flow statement) are attached to this report (see Appendix 1). The figures for the first half of 2022 and the first half of 2021 and the figures as of December 31, 2021 are audited figures.

CONTENTS

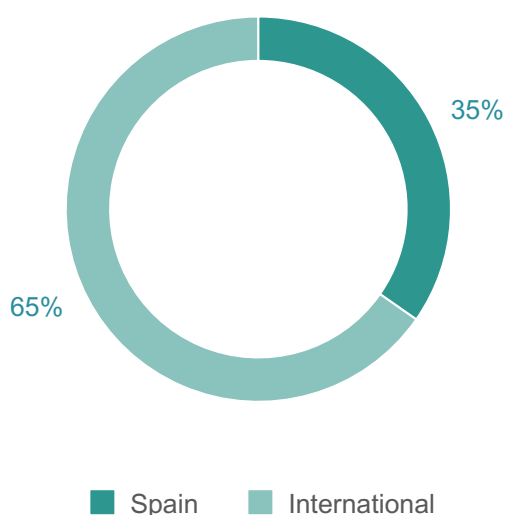
HIGHLIGHTS FIRST HALF 2022	3
GROUP MANAGEMENT REPORT	6
INCOME STATEMENT	6
REVENUES	6
SPECIALTY PHARMACEUTICAL BUSINESS	8
LOW MOLECULAR WEIGHT HEPARINS	9
OTHER PRESCRIPTION-BASED PHARMACEUTICAL PRODUCTS	9
CONTRAST AGENTS AND OTHER HOSPITAL PRODUCTS	10
CONTRACT MANUFACTURING ORGANISATION (“CMO”) BUSINESS	10
OTHER INCOME	10
COSTS	11
GROSS PROFIT	11
RESEARCH AND DEVELOPMENT EXPENSES	11
SELLING, GENERAL AND ADMINISTRATIVE EXPENSES	11
DEPRECIATION	12
NET FINANCE RESULT	12
EFFECTIVE TAX RATE	12
FINANCIAL PERFORMANCE	12
DIVIDEND	14
FINANCIAL POSITION	14
LIQUIDITY	17
OUTLOOK	20
R&D UPDATE	20
ESG	22
KEY OPERATING AND FINANCIAL EVENTS	22
APPENDIX 1	

HIGHLIGHTS FIRST HALF 2022

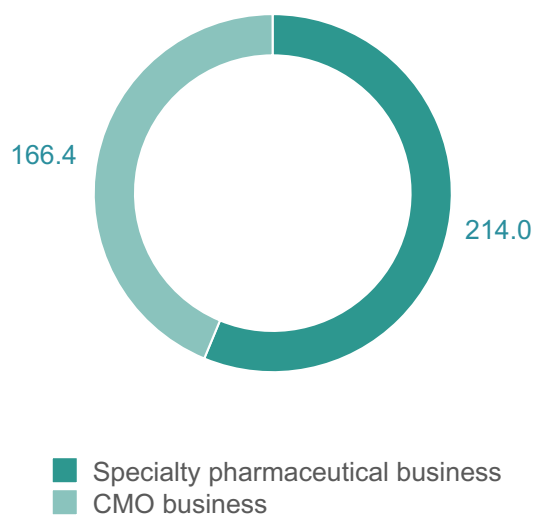
ROVI REPORTS OPERATING REVENUE GROWTH OF 31% AND NET PROFIT GROWTH OF 58%

- Operating revenue increased by 31% to 380.4 million euros driven by (i) the strength of the contract manufacturing organization (“CMO”) business, which grew by 76%, and (ii) the specialty pharmaceutical business, where sales rose 9%.
- Sales of the heparin franchise (Low Molecular Weight Heparins (LMWH) and other heparins) increased by 8% to 141.6 million euros. Sales of the enoxaparin biosimilar increased 31% to 82.1 million euros and sales of Bemiparin decreased 14% to 55.8 million euros.
- EBITDA increased by 56% to 115.8 million euros.
- Net profit increased by 58% to 80.6 million euros.
- ROVI General Shareholders Meeting, on 14 June 2022, approved the payment of a gross dividend of 0.9556 euros per share on 2021 earnings; it means an increase of 151% compared to the dividend on 2020 earnings (€0.3812/share) and represents a 35% pay out. This dividend was paid on 7 July 2022.

REVENUE BY REGION (%)



REVENUE BY BUSINESS UNIT (€Mn)



END OF THE SHARE BUY-BACK PROGRAMMES AND CAPITAL REDUCTION THROUGH CANCELLATION OF SHARES

ROVI reported that, at its meeting of 22 February, 2022, the Board of Directors decided to end the first share buy-back programme, launched by the Company as of 3 November, 2021, having acquired a total of 1,492,108 ROVI shares, i.e. 89% of the maximum number of shares it had been initially planned to acquire under the buy-back programme.

Likewise, on 29 March, 2022, ROVI reported the end of the second buy-back programme, which had commenced on 23 February, 2022. A total of 560,700 treasury shares had been acquired, i.e. 100% of the maximum number it had been initially planned to acquire under the buy-back programme.

The purpose of the two buy-back programmes was to cancel treasury shares held by ROVI (by reducing the capital). The reduction of the capital through cancellation of 2,052,808 shares repurchased within the framework of the aforementioned buy-back programmes was approved at the General Shareholders' Meeting of 14 June, 2022 and executed by entering the pertinent deed of capital reduction into public record. The deed is currently undergoing the registration process at the Madrid Companies Registry and the new amount of the share capital, after the shares mentioned have been cancelled and excluded from trading, will appear in the registers of the National Securities Market Commission and Iberclear a few days after registration of the deed of capital reduction. The Company will provide further information in due course.

OUTLOOK

For 2022, ROVI expects its **operating revenue to increase between 15% and 20%**.



Juan López-Belmonte Encina, Chairman and Chief Executive Officer of ROVI, said: "We are very excited about the launch of Okedi®, a 4-weekly Risperidone LAI based on our ISM® technology for the treatment of schizophrenia, which took place in Germany in April and in UK in July. This launch consolidates our internationalization strategy as one of our pillars of future growth. Likewise, we are currently undergoing a regulatory process in the United States to obtain the marketing authorization of this product. We also obtained positive results in our Phase I study for another candidate, Letrozole ISM®, and made significant progress in our quarterly Risperidone formulation, reflecting our clear commitment to our ISM® technology, which is expected to be the company's growth engine in the future. Since the first COVID-19 vaccines were

launched in December 2020, ROVI, as a manufacturer of the Moderna vaccine, has been a fundamental pillar in providing a swift, flexible, and effective response to take the COVID-19 vaccine to all corners of the planet. Thanks to vaccines, we expect to see the end of the pandemic and a progressive return to normality. 2022 first half results demonstrate our company's ability to continuously adapt, compete and excel. We achieved 31% operating revenue growth, mainly driven by the strength of the contract manufacturing organization ("CMO") business, which grew by 76% and by the specialty pharmaceutical business, where sales rose 9%. We forecast continued growth thanks to our enoxaparin biosimilar, which grew by 31% and was already marketed in 38 countries in the first half of 2022. We are in a phase of international expansion and our enoxaparin biosimilar will enable us to be present in more than 120 countries in the long term. We are very excited about the potential of our LMHW franchise and aspire to become a benchmark player in this field worldwide. Furthermore, we expect our specialty business in Spain, supported by a good performance by products such as Neparvis®, from Novartis, and Volutsa®, from Astellas, to provide us with a sustainable and profitable growth opportunity in the future. Finally, (i) the agreement signed with Moderna and (ii) the reorientation of the contract manufacturing activities strategy towards high-value-added products, backed by the high degree of technological specialization of our plants in differentiated niches, enabled our CMO business to increase 76% in the first half of 2022".

GROUP MANAGEMENT REPORT

for the six-month period ending June 30th, 2022

INCOME STATEMENT

IN € MILLIONS	H1 2022	H1 2021	Growth	% Growth
Operating revenue	380.4	290.1	90.3	31 %
Other income	0.9	0.6	0.3	57 %
Total revenue	381.3	290.6	90.7	31 %
Cost of goods sold	(154.1)	(136.3)	(17.8)	13 %
Gross profit	227.2	154.3	72.9	47 %
% margin	59.7 %	53.2 %		6.5pp
R&D expenses	(10.4)	(11.9)	1.4	-12 %
SG&A	(101.1)	(68.5)	(32.6)	48 %
Share of profit of a joint venture	0.1	0.1	0.0	-18 %
EBITDA	115.8	74.0	41.7	56 %
% margin	30.4 %	25.5 %		4.9pp
EBIT	104.5	63.4	41.1	65 %
% margin	27.5 %	21.8 %		5.6 pp
Finance Income/(Costs)	0.9	0.5	0.3	60 %
Profit before income tax	105.3	63.9	41.4	65 %
Income tax	(24.8)	(12.9)	(11.9)	92 %
Effective tax	23.5 %	20.2 %		3.3pp
Net profit	80.6	51.0	29.6	58 %
Net profit attributed to parent company	80.6	51.0	29.6	58 %
Net profit attributed to non-controlling interests	(0.04)			

REVENUES

Total revenue by business unit

IN € MILLIONS	H1 2022	H1 2021	Growth	% Growth
Specialty pharmaceutical business	214.0	195.6	18.4	9 %
CMO business	166.4	94.5	71.9	76 %
Operating revenue	380.4	290.1	90.3	31 %
Other income	0.9	0.6	0.3	57 %
Total revenue	381.3	290.6	90.7	31 %

Operating revenue increased by 31% to 380.4 million euros in the first half of 2022, driven by the strength of the contract manufacturing organisation business, which grew by 76%, and by the specialty pharmaceutical business, where sales rose 9%. **Total revenue** increased by 31% to 381.3 million euros in the first half of 2022.

Sales outside Spain increased by 48% to 248.4 million euros in the first half of 2022, 41.2 million euros (or 17%) of which related to international subsidiaries, mainly due to (i) the increase in LMWH international sales and (ii) the increase in the contract manufacturing organisation business. Sales outside Spain represented 65% of operating revenue in the first half of 2022 compared to 58% in the first half of 2021.

SPECIALTY PHARMACEUTICAL BUSINESS

Sales of the specialty pharmaceutical business

IN € MILLIONS	H1 2022	H1 2021	Growth	% Growth
Prescription-based pharmaceutical products	193.3	177.5	15.8	9 %
LMWH franchise	137.9	127.8	10.1	8 %
Biosimilar of enoxaparin	82.1	62.7	19.4	31 %
Bemiparin (Hibor)	55.8	65.1	(9.3)	-14 %
Sales in Spain	34.7	36.1	(1.4)	-4 %
International sales	21.1	29.0	(7.9)	-27 %
Neparvis	18.9	17.9	1.0	6 %
Ulunar & Hirobriz	4.0	4.8	(0.8)	-17 %
Volutsa	8.8	7.8	1.0	13 %
Vytorin & Absorcol & Orvatez	15.9	13.3	2.5	19 %
Medikinet & Medicebran	1.9	1.9	0.1	3 %
Other products	12.9	15.0	(2.1)	-14 %
Discounts to the National Health System	(7.0)	(11.1)	4.1	-37 %
Contrast agents and other hospital products	20.0	17.4	2.5	14 %
Other products	0.8	0.7	0.1	13 %
Total specialty pharmaceutical business	214.0	195.6	18.4	9 %

Sales of **prescription-based pharmaceutical** products rose 9% to 193.3 million euros in the first half of 2022.

Sales of the **heparin franchise** (Low Molecular Weight Heparins and other heparins) increased by 8% to 141.6 million euros in the first half of 2022. Heparin sales represented 37% of operating revenue in the first half of 2022 compared to 45% in the first half of 2021. ROVI expects low double digit sales increase for the heparin franchise in 2022.

Heparin franchise

IN € MILLIONS	H1 2022	H1 2021	Growth	% Growth
LMWH franchise	137.9	127.8	10.1	8 %
Biosimilar of enoxaparin	82.1	62.7	19.4	31 %
Bemiparin (Hibor)	55.8	65.1	(9.3)	-14 %
Sales in Spain	34.7	36.1	(1.4)	-4 %
International sales	21.1	29.0	(7.9)	-27 %
Other heparins ¹	3.7	3.6	0.1	4 %
Heparins franchise	141.6	131.4	10.2	8 %

LOW MOLECULAR WEIGHT HEPARINS

Sales of **Low Molecular Weight Heparins** (LMWH) (Enoxaparin biosimilar and Bemiparin) increased by 8% to 137.9 million euros in the first half of 2022.

Sales of the **Enoxaparin biosimilar** increased 31% to 82.1 million euros in the first half of 2022 mainly because of (i) the launch of the product in five new countries in the first half of 2022 and (ii) the increase in the demand for the product in countries where we are already present. ROVI commenced the marketing of its Enoxaparin biosimilar in Germany in 2017; in UK, Italy, Spain, France, Austria, Latvia and Estonia in 2018; in Portugal, Poland, Costa Rica, Finland, and Sweden in 2019; in South Africa, Israel, Peru, Holland, Panama, and the Dominican Republic in 2020; in Canada, Belgium, Malaysia, Albania, North Macedonia, Guatemala, El Salvador, Honduras, Georgia, Bahamas, Jamaica, Gabon, Democratic Republic of Congo, and Trinidad and Tobago in 2021; and in Brazil, Luxembourg, Colombia, Bosnia and Herzegovina and Kosovo in the first half of 2022.

Bemiparin sales decreased 14% to 55.8 million euros. International sales of Bemiparin decreased by 27% to 21.1 million euros. This decrease was mainly linked to the decrease in sales in the Turkish market. Sales of Bemiparin in Spain (Hibor®) decreased 4% to 34.7 million euros in the first half of 2022, mainly due to a lower penetration of the product in the prophylaxis segment. ROVI expects Bemiparin sales to decrease at a low-single-digit rate in 2022.

OTHER PRESCRIPTION-BASED PHARMACEUTICAL PRODUCTS

Sales of **Neparvis®**, a specialty product from Novartis, launched in December 2016, indicated for the treatment of adult patients with symptomatic chronic heart failure and reduced ejection fraction, increased 6% to 18.9 million euros in the first half of 2022, compared to 17.9 million euros in the first half of 2021.

¹ Other heparins are reported in the "Contrast agents and other hospital products" line.

Sales of **Volutsa**®, a specialty product from Astellas Pharma indicated for the treatment of moderate to severe storage symptoms and voiding symptoms associated with benign prostatic hyperplasia, launched in Spain in February 2015, increased by 13% to 8.8 million euros in the first half of 2022.

Sales of **Vytorin**®, **Orvatez**® and **Absorcol**®, specialty products from Merck Sharp & Dohme (“MSD”) indicated as adjunctive therapy to diet in patients with hypercholesterolemia, increased 19% to 15.9 million euros in the first half of 2022.

Sales of **Hirobriz**® **Breezhaler**® and **Ulunar**® **Breezhaler**®, both inhaled bronchodilators from Novartis for patients with respiratory difficulties due to a pulmonary disease known as Chronic Obstructive Pulmonary Disease (COPD), launched in Spain in the fourth quarter of 2014, decreased 17% to 4.0 million euros in the first half of 2022, compared to 4.8 million euros in the same period of the previous year.

According to IQVIA, Spanish innovative product market increased by 5% in the first half of 2022 compared to the same period of the previous year. Nevertheless, ROVI prescription-based pharmaceutical product sales increased 9% in the first half of 2022, outperforming the market by 4 percentage points.

CONTRAST AGENTS AND OTHER HOSPITAL PRODUCTS

Sales of **contrast imaging agents and other hospital products** increased by 14% to 20.0 million euros in the first half of 2022. This increase shows the strong recovery of the Spanish and Portuguese hospital activity in the first half of 2022 after the effects of lockdowns during the pandemic.

CONTRACT MANUFACTURING ORGANISATION (“CMO”) BUSINESS

CMO sales increased by 76% to 166.4 million euros in the first half of 2022 because of (i) the booking of the income related to the production of the COVID-19 vaccine, (ii) the booking of the income related to the activities to prepare the plant for the COVID-19 vaccine production under the agreement with Moderna, and (iii) the reorientation of our contract manufacturing activities strategy towards high-value-added products.

Likewise, in 2022, ROVI expects the CMO business to increase by between 30% and 40%, including production of the COVID-19 vaccine.

OTHER INCOME

Other income (subsidies) increased by 57% to 0.9 million euros in the first half of 2022, compared to the same period of the previous year.

COSTS

GROSS PROFIT

Gross profit increased by 47% to 227.2 million euros in the first half of 2022, the gross margin showing an increase of 6.5 percentage points from 53.2% in the first half of 2021 to 59.7% in the first half of 2022, mainly because the increase in the CMO business contributed higher margins to group sales. This positive impact on the gross margin offset the increase in the LMWH cost of goods sold in the first half of 2022 compared to the same period of the previous year. ROVI expects LMWH raw material prices to decline as a result of the increase in the pig population in China. Nevertheless, despite the potential decrease in LMWH raw material prices, the impact on the gross margin will continue to be negative because of the long LMWH manufacturing process, in which the raw material currently being used, stocked for several months, was purchased at higher prices.

RESEARCH AND DEVELOPMENT EXPENSES

R&D expenses decreased 12% to 10.4 million euros in the first half of 2022. They were mainly related to (i) preparing the development of the next phase of Letrozole ISM® and (ii) the development of a new formulation of Risperidone ISM® for a 3-monthly injection.

SELLING, GENERAL AND ADMINISTRATIVE EXPENSES

SG&A expenses increased 48% to 101.1 million euros in the first half of 2022 mainly as a result of (i) an increase in expenses related to the manufacture of the Moderna vaccine; and (ii) an increase in expenses due to the Okedi® launch in Europe.

SG&A expenses

IN € MILLIONS	H1 2022	H1 2021	Growth	% Growth
Employee benefit expenses (exc. R&D)	46.5	40.4	6.1	15 %
Other operating expenses (exc. R&D)	54.6	28.1	26.5	94 %
Total SG&A expenses	101.1	68.5	32.6	48 %
Expenses related to international subsidiaries	8.3	4.8	3.5	73 %

DEPRECIATION

Depreciation and amortisation expenses increased by 6% to 11.3 million euros in the first half of 2022, as a result of the new property, plant and equipment and intangible assets purchases made during the last twelve months.

NET FINANCE RESULT

Net finance result (income) amounted to 0.9 million euros in the first half of 2022 compared to 0.5 million euros (income) in the first half of 2021, mainly due to the higher income related to exchange-rate derivative financial instruments.

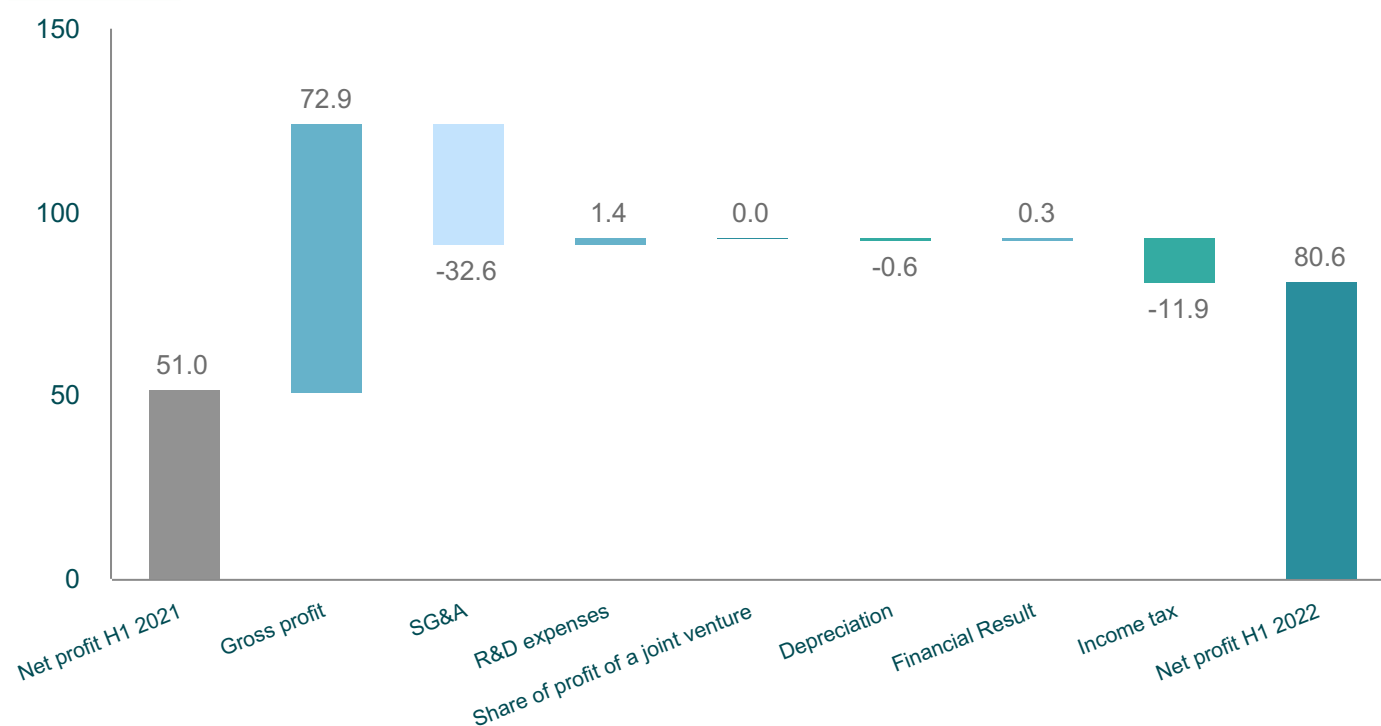
EFFECTIVE TAX RATE

The **effective tax rate** was 23.5% in the first half of 2022, compared to 20.2% in the first half of 2021, mainly due to the increase of the profit before income tax.

As of 30 June 2022, all the Group's negative tax bases had been used.

FINANCIAL PERFORMANCE

Million euros



EBITDA

EBITDA increased to 115.8 million euros in the first half of 2022, a rise of 56% compared to the same period of previous year, reflecting a 4.9 percentage point increase in the EBITDA margin, which was up to 30.4% in the first half of 2022 from 25.5% in the first half of 2021.

EBIT

EBIT increased by 65% to 104.5 million euros in the first half of 2022, reflecting a 5.6 percentage point rise in the EBIT margin, which was up to 27.5% in the first half of 2022 from 21.8% in the first half of 2021.

NET PROFIT

Net profit increased by 58%, from 51.0 million euros in the first half of 2021 to 80.6 million euros in the first half of 2022.

Non-controlling interests refer to the fact that the Group is exploring channels for cooperation in areas where it already has a presence. This project is at a very early stage and ROVI will inform, when appropriate, of any progress and milestones considered significant regarding this project.

PRE-R&D/FLAT R&D

EBITDA “Pre-R&D”, calculated excluding R&D expenses in the first half of 2022 and in the first half of 2021, increased by 47%, from 85.9 million euros in the first half of 2021 to 126.2 million euros in the first half of 2022, reflecting a 3.6 percentage point rise in the EBITDA margin to 33.2% in the first half of 2022 (see “Pre-R&D costs” columns of the table below). Likewise, recognising the same amount of R&D expenses in the first half of 2022 as in the first half of 2021, EBITDA would have increased by 54% to 114.3 million euros, reflecting a 4.5 percentage point rise in the EBITDA margin to 30.1% in the first half of 2022, up from 25.5% in the first half of 2021 (see “Flat R&D costs” columns of the table below).

EBIT “pre-R&D”, calculated excluding R&D expenses in the first half of 2022 and in the first half of 2021, increased by 53%, from 75.3 million euros in the first half of 2021 to 114.9 million euros in the first half of 2022, reflecting a 4.3 percentage point rise in the EBIT margin to 30.2% in the first half of 2022 (see “Pre-R&D costs” columns of the table below). Likewise, recognising the same amount of R&D expenses in the first half of 2022 as in the first half of 2021, EBIT would have increased by 63% to 103.0 million euros, reflecting a 5.2 percentage point rise in the EBIT margin to 27.1% in the first half of 2022, up from 21.8% in the first half of 2021 (see “Flat R&D costs” columns of the table below).

Net profit “pre-R&D”, calculated excluding R&D expenses in the first half of 2022 and the first half of 2021, increased by 46%, from 60.5 million euros in the first half of 2021 to 88.6 million euros in the first half of 2022 (see “Pre-R&D costs” columns of the table below). Likewise, recognising the same amount of R&D expenses in the first half of 2022 as in the first half of 2021, net profit would have increased by 56% to 79.5 million euros (see “Flat R&D costs” columns of the table below).

Pre-R&D/Flat R&D

IN € MILLIONS	Reported		Pre-R&D costs			Flat R&D costs		
	H1 2022	H1 2021	H1 2022	H1 2021	% Growth	H1 2022	H1 2021	% Growth
Operating revenue	380.4	290.1	380.4	290.1	31 %	380.4	290.1	31 %
Other income	0.9	0.6	0.9	0.6	57 %	0.9	0.6	57 %
Total revenue	381.3	290.6	381.3	290.6	31 %	381.3	290.6	31 %
Cost of sales	(154.1)	(136.3)	(154.1)	(136.3)	13 %	(154.1)	(136.3)	13 %
Gross profit	227.2	154.3	227.2	154.3	47 %	227.2	154.3	47 %
% margin	59.7%	53.2%	59.7%	53.2%	6.5pp	59.7%	53.2%	6.5pp
R&D expenses	(10.4)	(11.9)	0.0	0.0	n.a.	(11.9)	(11.9)	n.a.
SG&A	(101.1)	(68.5)	(101.1)	(68.5)	48 %	(101.1)	(68.5)	48 %
Share of profit of a joint venture	0.1	0.1	0.1	0.1	(18 %)	0.1	0.1	(18 %)
EBITDA	115.8	74.0	126.2	85.9	47 %	114.3	74.0	54 %
% margin	30.4%	25.5%	33.2%	29.6%	3.6pp	30.1%	25.5%	4.5pp
EBIT	104.5	63.4	114.9	75.3	53 %	103.0	63.4	63 %
% margin	27.5%	21.8%	30.2%	25.9%	4.3pp	27.1%	21.8%	5.2pp
Net profit	80.6	51.0	88.6	60.5	46 %	79.5	51.0	56 %
% margin	21.2%	17.6%	23.3%	20.9%	2.4pp	20.9%	17.6%	3.3pp

DIVIDEND

ROVI General Shareholders Meeting, on 14 June 2022, approved the payment of a gross dividend of 0.9556 euros per share on 2021 earnings; it means an increase of 151% compared to the dividend on 2020 earnings (€0.3812/share) and represents a 35% pay out. This dividend was paid on 7 July 2022.

FINANCIAL POSITION

Balance Sheet

IN € MILLIONS	Jun. 30, 2022	Dec. 31, 2021	Growth	% Growth
Assets				
Non-current assets	224.6	226.3	(1.7)	-1 %
Current assets	566.9	506.4	60.6	12 %
Total assets	791.6	732.7	58.9	8 %
Equity	400.4	471.0	(70.6)	-15 %
Liabilities				
Non-current liabilities	70.6	71.3	(0.7)	-1 %
Financial debt	66.4	66.7	(0.4)	-1 %
Current liabilities	320.6	190.4	130.2	68 %
Financial debt	6.8	6.4	0.3	5 %
Total liabilities	391.2	261.7	129.5	49 %
Total equity and liabilities	791.6	732.7	58.9	8 %

TOTAL ASSETS

ROVI's **total assets** increased by 8% from 732.7 million euros as of December 31, 2021 to 791.6 million euros as of June 30, 2022, mainly due to (i) an increase in cash and cash equivalents of 58.6 million euros in the first half of 2022 and (ii) an increase in inventories of 19.7 million euros in the first half of 2022.

As of 30 June 2022, **Social Security and Public Administrations total debt** with ROVI amounted to 11.3 million euros, from 9.0 million euros as of December 31, 2021, of which 4.8 million euros in Spain, 2.6 million euros in Portugal and 3.9 million euros in Italy.

EQUITY

ROVI's **equity** decreased by 70.6 million euros to 400.4 million euros as of June 30, 2022. This decrease resulted from the share buy-back programmes executed in the first half of 2022.

TOTAL LIABILITIES

ROVI's total **liabilities** increased by 49% from €261.7 million as of December 31, 2021 to €391.2 million as of June 30, 2022, mainly due to (i) an increase in the "contract liabilities" item of 73.8 million euros, which mainly related to amounts billed to customers that had not yet been taken to profit and loss as service revenue as of June 30, 2022 and (ii) a rise of 55.4 million euros in the "trade and other payables" caption, mainly due to the recognition of a 53.6 million euro dividend which had not been paid as of 30 June 2022.

As of 30 June 2022, ROVI **total debt** decreased to 73.1 million euros. Debt with public administration, which is 0% interest rate debt, represented 15% of total debt as of 30 June 2022.

Total Debt

IN € THOUSANDS	June 30, 2022	December 31, 2021	Interest rate
Bank borrowings	44,464	44,821	0.38-0.68
Debt with public administration	11,097	10,661	0
Financial liabilities for leases	17,568	17,663	-
Derivative financial instruments	-	17	-
Total	73,129	73,162	

As of 30 June 2022, bank borrowings remained almost stable. In December 2017, ROVI announced the European Investment Bank (EIB) had granted it a loan to support its investments in Research, Development and Innovation. The loan was for 45 million euros. As of 30 June 2022, ROVI had drawn 45 million euros against this credit line; 5 million euros at a variable interest rate of Euribor at 3 months + 0.844% (the latest interest rate paid was 0.379% in July 2022) and 40 million euros at a fixed interest of 0.681%. Repayment of the variable interest loan started in October 2021 (quarterly repayments) and its current outstanding balance is 4.5 million euros. The credit matures in 2029 and includes a grace period of 3 years.

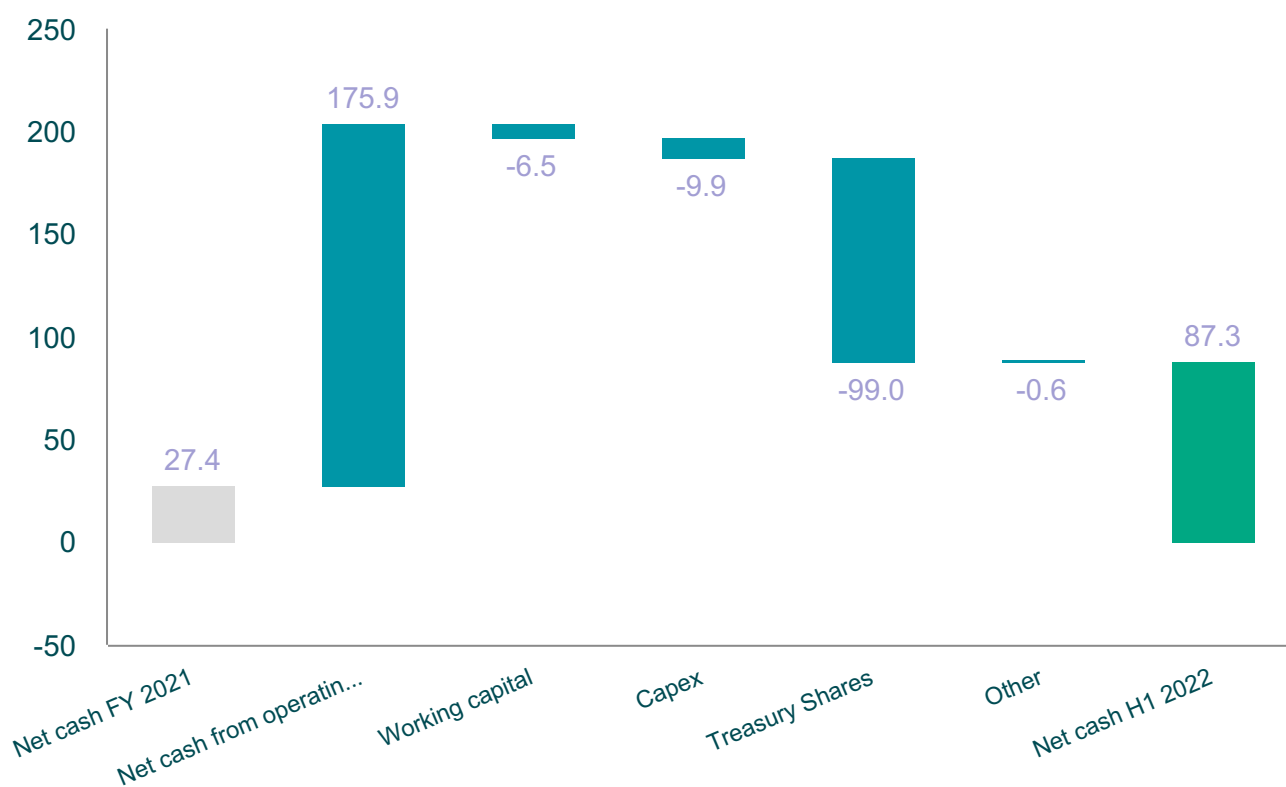
In July 2022, ROVI announced that the European Investment Bank (EIB) had granted it a new loan to support its investments in Research, Development and Innovation. The loan is for 50 million euros with a repayment period of 10 years, has a three-year grace period, and may be drawn down over a term of two years.

GROSS CASH POSITION AND NET DEBT

As of June 30, 2022, ROVI had a **gross cash position** of 160.5 million euros, compared to 100.5 million euros as of December 31, 2021, and **net cash** of 87.3 million euros (equity securities plus deposits plus financial derivatives plus cash and cash equivalents minus current and non-current financial debt), compared to 27.4 million euros as of December 31, 2021.

Net cash generated in operating activities amounted to 169.4 million euros in the first half of 2022, compared to 87.3 million euros in the first half of 2021. Net cash generated from operating activities excluding changes in working capital increased 109% to 175.9 million euros in the first half of 2022 from 84.2 million euros in the first half of 2021.

Million euros



LIQUIDITY

Cash Flow

IN € MILLIONS	H1 2022	H1 2021	Growth	% Growth
Cash flow from operating activities	169.4	87.3	82.1	94 %
Cash flow from investing activities	(9.9)	(11.3)	1.5	-13 %
Cash flow from financing activities	(101.0)	(2.4)	(98.6)	n.a.
Net increase/ (decrease) in cash	58.6	73.6	(15.0)	-20 %
Cash at the beginning of the period	99.0	53.2	45.9	86 %
Cash at the end of the period	157.6	126.7	30.9	24 %

CASH FLOW FROM OPERATING ACTIVITIES

Cash flow from operating activities increased to 169.4 million euros in the first half of 2022 from 87.3 million euros in the first half of 2021. This increase was mainly due to:

- the increase of 41.4 million euros in profit before income tax;
- the booking of 74.1 million euros under the “Proceeds from CMO services” caption in the first half of 2022 relating to payments received but not yet allocated to the income statement, compared to the 12.4 million euros recognized in the first half of 2021; and
- the increase of 11.8 million euros in the “trade and other receivables” caption in the first half of 2022 compared to a decrease of 32.0 million euros in the first half of 2021.

These positive impacts were partially offset by:

- the decrease of 21.2 million euros in the “inventory” item in the first half of 2022 compared to an increase of 24.4 million euros in the first half of 2021;
- the increase of 2.9 million euros in the “trade and other payables” item in the first half of 2022, compared to an increase of 10.7 million euros in the first half of 2021; and
- the outflow of 13.5 million euros in the “income tax cash flow” item in the first half of 2022 compared to an outflow of 1.5 million euros in this caption in the first half of 2021.

CASH FLOW FROM INVESTING ACTIVITIES

ROVI invested 9.9 million euros in the first half of 2022, compared to 11.3 million euros in the first half of 2021.

Capital expenditure

IN € MILLIONS	H1 2022	H1 2021	Growth	% Growth
Madrid Injectable plant	0.3	1.2	(0.9)	-78 %
San Sebastián de los Reyes plant	0.4	0.7	(0.4)	-50 %
Granada plant	0.2	0.5	(0.3)	-63 %
Alcalá de Henares plant	1.2	1.2	0.0	1 %
Expenditure on maintenance and other capex	0.7	0.8	(0.1)	-18 %
Maintenance Capex	2.7	4.4	(1.7)	-39 %
ISM industrialisation	2.2	2.0	0.2	10 %
Escúzar plant	3.4	3.1	0.3	10 %
New filling lines and operations expansion	1.7	2.0	(0.3)	-16 %
Investment Capex	7.2	7.0	0.2	3 %
Total Capex	9.9	11.4	(1.5)	-13 %

CASH FLOW FROM FINANCING ACTIVITIES

Cash flow from financing activities decreased to -101.0 million euros in the first half of 2022 from -2.4 million euros in the first half of 2021. This decrease was mainly attributable to ROVI's share buy-back programmes executed in the first half of 2022.



Javier López-Belmote Encina, First Vice-President and Chief Financial Officer of ROVI, said “We are very happy with the results of the first half of 2022. We have been able to deliver operating revenue growth of 31% in a difficult environment thanks to the strength of our contract manufacturing organization business, which continues to enjoy good sales prospects, and an EBITDA margin rise of 4.9 percentage points, mainly as a result of the operating leverage contribution of our CMO business, the good performance of our enoxaparin biosimilar, and the recovery of the specialty pharma business. ROVI’s commitment to innovation is reflected in the figures of the first half of 2022. We are in a new phase of growth and we expect our robust balance sheet to allow us to take advantage of other opportunities to expand our sales base and improve the utilization of our asset base”.

OUTLOOK

For **2022**, ROVI expects its operating revenue to increase between 15% and 20%.

Notwithstanding, given the uncertainties still associated to the development of the COVID-19 pandemic (which ROVI will continue to monitor closely), it is not yet possible to make a precise assessment of the impact that the pandemic will have on this year.

ROVI forecasts that it will continue to grow at a much higher rate than the Spanish pharmaceutical market expenditure in the first five months of 2022, which, according to the Ministry of Health, Consumption and Social Welfare, showed a growth rate of 6.9%.

ROVI expects its growth drivers to be the launch of Okedi® in Europe, the LMWH franchise, the license agreements, such as Neparvis® and Volutsa®, its existing portfolio of specialty pharmaceuticals, the agreement with Moderna and new contracts in the toll manufacturing area.

R&D UPDATE

ISM® technology platform

Okedi® (Risperidone ISM®) is the first ROVI's product based in its leading-edge drug delivery technology, ISM®. It is a novel investigational antipsychotic for the treatment of schizophrenia with once-monthly (every 28 days) injections which has been developed and patented by Laboratorios Farmacéuticos ROVI S.A. and which, as of the first injection, provides immediate and sustained plasmatic drug levels and does not require loading doses or supplementation with oral risperidone.

In January 2020, ROVI announced the commencement of the centralised procedure for registration of Okedi® with the European Medicines Agency (EMA). On 16 December 2021, the CHMP adopted a positive opinion, recommending the granting of a marketing authorisation for the medicinal product Okedi®. Finally, on 15 February 2022, the European Commission authorized the marketing of Okedi® (Risperidone ISM®) for the treatment of schizophrenia in adults for whom tolerability and effectiveness has been established with oral risperidone, and it was launched in Germany in April 2022 and in UK in July 2022.

Likewise, at its Capital Markets Day held on 24 November 2020, ROVI announced the filing of an NDA (New Drug Application), i.e. a registration dossier to obtain marketing authorisation in the USA, with the FDA (Food and Drug Administration). ROVI was informed of the delay in the decision on the granting of marketing authorisation for Risvan® (Risperidone ISM®) by the U.S. Food and Drug Administration ("FDA"). Furthermore, on 24 September 2021, ROVI received a Complete Response Letter from the FDA with outstanding questions on the Risvan® dossier. The Company has already answered them since, in its letter, the FDA recognises that it did not review some of the responses submitted during the evaluation process. ROVI expects its responses to clarify the outstanding questions. In the Complete Response Letter, the FDA states that, due to the exceptional situation caused by the pandemic which has prevented the inspection from taking place within the term defined in the Filing Communication Letter, all the responses to outstanding questions will be evaluated in accordance with the timeline described in the *"2020 Guidance for Industry Review Timelines for Applicant Responses to Complete Response Letters When a Facility Assessment Is Needed During the COVID-19 Public Health Emergency"*, with an estimated review time of 6 months as of the submission of the responses to the questions raised in the Complete Response Letter. The grant of the marketing authorisation for Risvan® by the FDA is also subject to the result of a pre-approval inspection (PAI) of the plant where the product is manufactured (located in Madrid, Spain).

In addition, the company continues with the clinical development of Letrozole ISM®, which represents the second candidate using ROVI's ISM® technology platform. This new investigational medicine is, to the best of ROVI's knowledge, the first long-acting injectable aromatase inhibitor intended for the treatment of hormone-dependent breast cancer. ROVI has obtained positive results that confirm that this ISM® formulation provides a prolonged release of letrozole which produces a sustained suppression of oestrogenic hormones. The company has initiated discussions with the FDA to review

these results, as well as the next steps for continuing the clinical development of this novel long-acting injectable aromatase inhibitor.

Lastly, ROVI's R&D team is progressing in the development of a new formulation of Risperidone ISM® for a 3-monthly injection, which would complement the current formulation of Risperidone ISM® for the maintenance treatment of patients with clinically stable schizophrenia. This development is currently undergoing regulatory toxicity studies needed to conduct a Phase I clinical trial in humans, which is planned to start by the fourth quarter of 2022.

ESG

In August 2021, ROVI's ESG aspects were evaluated by Sustainalytics, a Global Leader in ESG & Corporate Governance, having obtained an "ESG Risk Rating 2020" of 18.4, which places the company at low risk (between 10 and 20). This rating improves by 3.4 points the one achieved in the previous year (21.8), when the company reached a medium risk position (between 20 and 30 points).

ROVI attains the second position out of 432 companies in the sub-industry "pharmaceuticals" and 17th out of a total of 896 companies in the "pharmaceutical industry", which includes biotech, pharmaceutical and laboratory equipment companies.

Among ROVI's basic action principles included in the Policy against Climate Change are the following:

- Reduction in greenhouse gas emissions.
- Reduction in non-greenhouse gas emissions, improving the air quality.
- Carbon neutrality, reducing emissions and offsetting those that cannot be avoided.
- Use of renewable energies, increasing the consumption thereof until the total energy consumed comes from renewable sources. The origin of 100% of the electrical energy used in our facilities is renewable.

ROVI, as a member of the United Nations Global Compact, upholds, by adopting and disseminating it, the inclusion of the principles of this Compact, as well as other international instruments, especially in the spheres of human rights, workplace practices, the environment and the fight against corruption.

KEY OPERATING AND FINANCIAL EVENTS

ROVI New Share Buy-back Programme

ROVI announced (by publication of the inside information number 1308 dated 22 February 2022) the end of the share buy-back programme, effective as of 3 November 2021, and the launching of a new share buy-back programme, effective as of 23 February 2022.

End of the share buy-back programme

ROVI informed that, on 22 February 2022, the Board of Directors resolved to finalize the share buy-back programme launched by the Company as of 3 November 2021, having acquired 1,492,108 own shares, this is, 89% of the maximum number of shares to be acquired under the buy-back programme.

Launching of a new share buy-back programme

ROVI further informed that the Company launched, effective as of 23 February 2022, a new share buy-back program (the "Buy-back Program"), in accordance with the following terms:

- (i) Purpose and scope: the Buy-back Program's purpose is to redeem own shares of ROVI (share capital reduction) and, at the same time, to contribute to ROVI's shareholders remuneration by increasing earnings per share.
- (ii) Term: from 23 February 2022 and for a period of 6 months.
- (iii) Maximum monetary amount: up to 46,000,000 euros.
- (iv) Maximum number of shares to be acquired: 560,700 shares of the Company, representing approximately 1% of the Company's share capital as of the launch date of the programme.
- (v) Trading volume to be considered as reference: the trading volume to be taken as a reference for the purposes of the provisions of article 3.3 of Delegated Regulation 2016/1052 for the entire duration of the Buyback Program shall be 25% of the average daily volume of ROVI's shares on the Continuous Market of the Spanish Stock Exchanges during the twenty trading days prior to the date of the purchase.

On 29 March 2022, ROVI informed of the finalization of this second buy-back programme. The Company had acquired 560,700 treasury shares, this is, 100% of the maximum number of shares foreseen under the buy-back programme.

The purpose of the two buy-back programmes was to cancel treasury shares held by ROVI (by reducing the capital). The reduction of the capital through cancellation of 2,052,808 shares repurchased within the framework of the aforementioned buy-back programmes was approved at the General Shareholders' Meeting of 14 June, 2022 and executed by entering the pertinent deed of capital reduction into public record. The

deed is currently undergoing the registration process at the Madrid Companies Registry and the new amount of the share capital, after the shares mentioned have been cancelled and excluded from trading, will appear in the registers of the National Securities Market Commission and Iberclear a few days after registration of the deed of capital reduction. The Company will provide further information in due course.

Moderna and ROVI expand long-term collaboration for the manufacture of mRNA medicines over the next ten years

ROVI announced (by publication of the inside information number 1299 dated 16th of February of 2022) a long-term collaboration with Moderna to increase capacities for the compounding, aseptic filling, inspection, labelling, and packaging of ROVI's facilities located in Madrid, San Sebastián de los Reyes and Alcalá de Henares.

This new agreement, which has a term of ten years, includes a series of investments expected to allow the manufacturing capacity to increase across ROVI's facilities in Madrid, Spain. In addition to producing Moderna's COVID-19 vaccine, ROVI's platform could also be utilized to service future Moderna mRNA vaccine candidates.

"ROVI has been a pivotal partner in supporting the manufacturing of our COVID-19 mRNA vaccine for countries outside of the U.S., and this long-term agreement expands our partnership and allows for further scale-up for future mRNA medicines," said Juan Andres, Moderna's Chief Technical Operations and Quality Officer.

Mr. Juan López-Belmonte Encina, ROVI's Chairman and Chief Executive Officer, said: "We are delighted to expand our collaboration with Moderna and become a long-term manufacturing partner. At ROVI we are working to contribute all our experience as a high-technological-value contract manufacturer of injectables to the solution of this pandemic and we are confident of our ability to take part in the manufacturing of new mRNA candidates in the future."

ROVI receives the European Commission's approval of Okedi® as a treatment for schizophrenia

ROVI announced (by publication of the relevant information number 14055 dated 15th of February of 2022) that the European Commission had authorised the marketing of Okedi® (Risperidone ISM®) for the treatment of schizophrenia in adults for whom tolerability and effectiveness has been established with oral risperidone.

Risperidone ISM® is a prolonged-release injectable antipsychotic developed and patented by ROVI for the treatment of schizophrenia in adults for whom tolerability and effectiveness has been established with oral risperidone, since, as of the first injection, it provides immediate and sustained plasmatic drug levels and does not require loading doses or supplementation with oral risperidone.

This approval is based on the positive results of the pivotal PRISMA-3 study on the efficacy and safety of Risperidone ISM® in schizophrenia patients². The results obtained

² Correll, C.U., Litman, R.E., Filts, Y. et al. Efficacy and safety of once-monthly Risperidone ISM® in schizophrenic patients with an acute exacerbation. *npj Schizophr* 6, 37 (2020). <https://doi.org/10.1038/s41537-020-00127-y>

in this study show that the two different doses (75 mg and 100 mg once a month) have achieved the prespecified primary and secondary efficacy endpoints for treatment of patients with acute exacerbation of schizophrenia. The primary efficacy endpoint, the PANSS total score (mean difference, CI: 95%), improved significantly with Risperidone ISM® 75 mg and 100 mg from the beginning until day 85, with adjusted differences of -13.0 (17.3 to -8-8; p <0.0001) and -13.3 (-17.6 to -8.9; p<0.0001), respectively. Significantly improved mean changes for the secondary endpoint, the **CGI-S score, were also** obtained for Risperidone ISM® in comparison with the placebo, -0.7 (-1.0 to -0.5; p<0.0001), for both doses. The significant statistical improvement for both efficacy results was observed as early as 8 days after the first injection. The most frequently reported treatment-emergent adverse events were increased blood prolactin (7.8%), headaches (7.3%), hyperprolactinemia (5%) and weight increase (4.8%). No important new or unexpected safety information was reported. Likewise, patients who successfully completed the double-blind period were offered the opportunity to continue in a long-term, open-label 12-month extension phase with once every four weeks injections of Risperidone ISM® (75 mg or 100 mg). New, clinically stable patients ("de novo" patients) were also able to enter this open phase of the study. Long-term treatment was observed to be effective, safe and well tolerated in adult patients with schizophrenia, regardless the initial severity of the disease or whether they had been treated previously with Risperidone ISM® during an acute exacerbation or switched from stable doses of oral risperidone³.

"We are very excited about the European Commission's approval of Risperidone ISM® because we think our medicine will be able to contribute to the clinical management of schizophrenia patients. Likewise, we have just launched the product in Germany", commented Juan López-Belmonte Encina, ROVI's Chairman and Chief Executive Officer.

Regarding other territories, ROVI filed the application for marketing authorisation of Risperidone ISM® with the United State Health authorities, the U.S. Food and Drug Administration ("FDA") on 24 November, 2020 and the dossier is currently being reviewed by the FDA. Recently, the FDA informed ROVI of a delay in making a decision on the grant of said marketing authorisation.

About ROVI

ROVI is a pan-European pharmaceutical company specializing and engaging in the research, development, contract manufacturing and marketing of small molecules and biological specialties. The company, in a continuous international expansion process, has subsidiaries in Portugal, Germany, the United Kingdom, Italy, France and Poland and has a diversified marketing portfolio of more than 40 products, among which its flagship product, Bemiparin, already present in 89 countries all over the world, should be highlighted. Likewise, in 2017, ROVI commenced the marketing of its enoxaparin biosimilar, developed in-house, in Europe and it is already marketed in 38 countries. ROVI continues to develop the ISM® Platform technology, a leading-edge line of

³ Filts Y, Litman RE, Martínez J, Anta L, Naber D, Correll CU. Long-term efficacy and safety of once-monthly Risperidone ISM® in the treatment of schizophrenia: Results from a 12-month open-label extension study. *Schizophr Res.* 2021 Nov 27;239:83-91.

research in the field of prolonged drug release with proven advantages. For more information, please visit www.rovi.es

For further enquiries, please contact:

Juan López-Belmonte Encina
Chairman and Chief Executive Officer
www.rovi.es

Javier López-Belmonte Encina
First Vice-President and Chief Financial Officer
www.rovi.es

Marta Campos Martínez
Head of Investor Relations
+34 912444422
mcampos@rovi.es
www.rovi.es

Forward-looking statements

This news release contains forward-looking statements. Such forward looking statements involve known and unknown risks, uncertainties and other factors which might cause the actual results, financial condition, performance, or achievements of ROVI or industry results, to be materially different from any future results, performance, or achievements expressed or implied by such forward looking statements. The statements in this press release represent ROVI's expectations and beliefs as of the date of this press release. ROVI anticipates that subsequent events and developments may cause these expectations and beliefs to change. However, while ROVI may elect to update these forward-looking statements at some point in the future, it specifically disclaims any obligation to do so. These forward-looking statements should not be relied upon as representing ROVI's expectations or beliefs as of any date after the date of this press release.

Alternative performance measures

This press release may include certain Alternative Performance Measures (“APMs”) not prepared under IFRS-EU and not reviewed or audited by either the Company’s auditors or an independent expert. Furthermore, the way in which the Group defines and calculates these measures may differ from the way in which other companies calculate similar measures. Consequently, they may not be comparable.

APPENDIX 1

LABORATORIOS FARMACÉUTICOS ROVI, S.A. AND SUBSIDIARIES CONSOLIDATED BALANCE SHEETS AS OF 30 JUNE 2022 AND 31 DECEMBER 2021

IN € THOUSANDS	June 30, 2022	December 31, 2021
ASSETS		
Non-current assets		
Property Plant and Equipment	182,648	181,775
Intangible assets	36,901	38,558
Investment in a joint venture	2,101	1,994
Deferred income tax assets	2,908	3,850
Equity securities	8	72
Financial receivables	65	65
	224,631	226,314
Current assets		
Inventories	265,144	245,473
Trade and other receivables	140,157	150,172
Current income tax assets	112	9,891
Prepaid expenses	2,469	1,791
Financial assets at amortised cost	1,225	–
Derivative financial instruments	200	-
Cash and cash equivalents	157,627	99,035
	566,934	506,362
Total assets	791,565	732,676

LABORATORIOS FARMACÉUTICOS ROVI, S.A. AND SUBSIDIARIES
CONSOLIDATED BALANCE SHEETS AS OF 30 JUNE 2022 AND 31 DECEMBER 2021

IN € THOUSANDS	June 30, 2022	December 31, 2021
EQUITY		
Equity attributed to the parent company	399,022	470,976
Share capital	3,364	3,364
Share premium	87,636	87,636
Legal reserve	673	673
Treasury shares	(165,120)	(66,121)
Retained earnings and voluntary reserves	391,855	292,349
Profit for the period	80,620	153,077
Other reserves	(6)	(2)
Non-controlling interests	1,328	-
Total equity	400,350	470,976
LIABILITIES		
Non-current liabilities		
Financial debt	66,378	66,745
Deferred income tax liabilities	730	776
Contract liabilities	1,628	1,460
Deferred income	1,910	2,331
	70,646	71,312
Current liabilities		
Financial debt	6,751	6,417
Trade and other payables	180,556	125,173
Deferred income tax liabilities	1,294	681
Contract liabilities	131,301	57,632
Deferred income	667	485
	320,569	190,388
Total liabilities	391,215	261,700
Total equity and liabilities	791,565	732,676

LABORATORIOS FARMACÉUTICOS ROVI, S.A. AND SUBSIDIARIES
CONSOLIDATED INCOME STATEMENTS FOR FOR THE SIX-MONTH PERIODS ENDING
30 JUNE 2022 AND 30 JUNE 2021

IN € THOUSANDS	H1 2022	H1 2021
Revenue	380,399	290,050
Changes in inventories of finished goods and work in progress	32,765	437
Raw materials and consumables used	(186,851)	(136,735)
Personnel expenses	(51,464)	(44,710)
Other operating expenses	(60,100)	(35,716)
Amortisation	(11,310)	(10,672)
Recognition of government grants on non-financial non-current assets and other	921	586
Share of profits of joint venture	107	130
OPERATING PROFIT (EBIT)	104,467	63,370
Finance income	4	65
Finance costs	(429)	(456)
Impairment and gain or loss on measurement of financial instruments	1,249	1,004
Exchange difference	37	(74)
FINANCE INCOME/(COSTS) - NET	861	539
PROFIT BEFORE INCOME TAX	105,328	63,909
Income tax	(24,752)	(12,886)
PROFIT FOR THE PERIOD	80,576	51,023
Net profit attributed to parent company	80,620	51,023
Net profit attributed to non-controlling interests	(44)	—

LABORATORIOS FARMACÉUTICOS ROVI, S.A. AND SUBSIDIARIES
CONSOLIDATED CASH FLOW STATEMENTS FOR THE SIX-MONTH PERIODS ENDING
30 JUNE 2022 AND 30 JUNE 2021

IN € THOUSANDS	H1 2022	H1 2021
Cash flows from operating activities		
Profit before tax	105,328	63,909
Adjustments for non-monetary transactions:		
Amortisation	11,310	10,672
Finance income	(41)	(65)
Valuation allowance	1,524	4,386
Adjustments for changes in value of financial instruments	(217)	(1,661)
Gain or loss on derecognition of financial assets and liabilities	(1,032)	657
Finance expenses	429	456
Grants, income from distribution licenses and other deferred incomes	(1,570)	(3,505)
Other current assets (prepaid expenses)	(678)	(1,516)
Share of profit of joint venture	(107)	(130)
Changes in working capital:		
Trade and other receivables	11,787	(31,961)
Inventories	(21,198)	24,437
Trade and other payables	2,901	10,681
Other collections and payments:		
Proceeds from toll manufacturing services	74,149	12,363
Proceeds from distribution licenses	315	145
Income tax cash flow	(13,462)	(1,518)
Interest payments	–	(4)
Net cash generated from (used in) operating activities	169,438	87,346
Cash flows from investing activities		
Purchases of intangible assets	(105)	(157)
Purchases of property, plant and equipment (usage rights not included)	(9,791)	(11,253)
Sale of financial assets	20	-
Interest received	4	65
Net cash generated from (used in) investing activities	(9,872)	(11,345)
Cash flows from financing activities		
Repayments of financial debt	(3,260)	(3,071)
Proceeds from financial debt	1,263	588
Interest paid	(143)	(144)
Purchase of treasury shares	(127,070)	(24,622)
Reissue of treasury shares	28,089	24,832
Capital contribution in subsidiaries	147	-
Net cash generated from (used in) financing activities	(100,974)	(2,417)
Net (decrease) increase in cash and cash equivalents	58,592	73,584
Cash & cash equivalents at the beginning of the period	99,035	53,162
Cash and cash equivalents at the end of the period	157,627	126,746